

SHELLDALE FARM PARK VISION BOARD

20 Shelldale Crescent, Guelph, ON N1H 1C8



Composting Area
Composting station for users of the community gardens, kitchens, and outdoor dining areas.

COMMUNITY GARDEN



The community garden will be upgraded with more plots, raised beds, and irrigation access to allow for more community food production.



Accessible Raised Beds
Designed specifically for those with mobility requirements, these raised beds enable accessible gardening so everyone can enjoy the benefits of growing their own food.

MARKET & PICNIC PAVILION

Sheltered area for sliding scale farmers markets, summer camps, community dinners, and social gatherings.



Nature Therapy Gardens
Dedicated to peaceful relaxation in nature, featuring beautiful plantings, art installations, and seating.


WALKING TRAIL

As you enjoy a walk, run, or cycle along the trail surrounding the centre, you will be immersed in nature and pass through a variety of naturalized areas and food gardens. It is paved, accessible, and wide enough to accommodate a diversity of users.



COMMUNITY KITCHEN

A fully outfitted commercial kitchen to prepare and teach about food, with a focus on using locally sourced ingredients.



GREENHOUSE

An extended season greenhouse to grow local healthy food in conjunction with community programming, will be connected to the kitchen with a path, and shared with food security partners.



LARGE PAVILION

This large wood frame pavilion provides shelter from the elements year-round. Outfitted with picnic tables, this space would host a variety of large group activities.




SHADE SAILS

Centrally located, these designated shade areas can host a variety of small group activities over 3-seasons.



Pollinator Gardens
Native plants, flowers, and berries will beautify the perimeter of the property and provide habitat for important pollinator species like bees and butterflies.



Little Free Library

Seed Sharing Station

Picnic Tables

Planters
Planters for flowers and vegetables surround the building.

Greenhouse



Raised Beds
Raised garden beds are dispersed around the property, surrounding the centre with food production.



Rainwater Harvesting Demonstration
Rainwater is collected off the roof, filtered, and used to irrigate surrounding gardens.



NATURALIZED PLAYGROUND

An area for children to socialize, learn, and exercise in the shade of trees, with natural play features including an outdoor stage and chalk boards.



Rain Garden
Demonstration garden for collecting rainwater and reducing stormwater runoff.

